



# Cayman Easter Customs Of Old

CREATIVITY : HERITAGE : EDUCATION

## EASTER SUNDAY

The holiday of the year which was considered most sacred was **EASTER** which sometimes came in March and at other times in April. Nevertheless, the old folks followed the days around with deep sacredness.

## EASTER MONDAY

It was almost a certainty that there would be turtle meat over all the islands on Holy Saturday which would be served for Easter Sunday dinner. The old folks ate fish all through the week but never on Sundays. Always there was turtle or pork or perhaps even a fowl which they cooked all day Saturday to get it soft enough to eat Sunday.

Easter Sunday, the sick, the lame and the lazy went to Church, even if it was one of two visits they make for the year, the other being Christmas Day. If they held Sundays as being holy normally, the Easter Sunday was held reverently sacred. Some of the younger folks took parts in the sacred concert which possibly was rendered in every church in the island. So Sunday night the elderly went to be entertained by the children.

Even as now, in the old days, the younger set went picnicking on Easter Monday. The prime fete of the day would usually be a cook-out with fried fish and boiled conchs eaten with lime juice to relish. The old-time pot cakes were present. The young people sailed in boats and swam to enjoy themselves.

No, life in the old days was not drudging or boring for young people; they had their enjoyments quite respectfully. No smoking, no drinking, no wild sex parties and dopes. Easter Monday was the end of Easter season for another year.



## THE EASTER MIRACLE by Stephanie Rattan

Age 13


George Hicks High School

Teacher: Mrs. L. Sigsworth

What a glorious day was that Easter morn,  
When Jesus, the Saviour, He was reborn!  
Now I'll tell you what happened so listen up close,  
Of the miracle that took place about Christ's rebirth.

It was early Sunday morning.  
The sky had just turned light,  
Three days after that dreadful Friday night  
When nails were pierced in and blood was shed,  
They tortured my Lord until He was dead.

Now this great morning life conquered death  
Jesus was risen, He regained human breath.  
He witnessed to people. He showed them the scars,  
Then ascended to Heaven to live in the stars.



Source: The Best of 21 – Selected Poems from the NCFA 1983-2004  
Sponsored by Cayman National Cultural Foundation (CNCF)

## THE CROSS WAS HIS OWN by Celine Manoosingh

Age 12

George Hicks High School

Teacher: Ms. C. Cadre

He borrowed the bread when the crowd he fed,  
On the grassy mountainside.  
He borrowed the dish of five fishes  
With which he satisfied.  
He borrowed the ship in which to sit  
To teach the curious crowds.  
They borrowed a manger to lay the stranger  
When Christ the Lord was born.  
They borrowed a cave to use as a grave,  
When Christ was crucified.  
But the crown that He wore and the cross that He bore,  
Were His own—Oh yes, the cross was His own.



Source: The Collection: Poems, Stories, Essays, Plays  
NCFA Competition 1996-98, Education Department, Cayman Islands

## THE TINY EASTER BUNNY by Davina Powell

Age 9

Bodden Town Primary School

Teacher: Mrs. Val Meekings

There once was a tiny Easter bunny. He came to my house one Easter night. I had a little basket hung on my door with a letter in it saying: *"I believe in you little bunny. Some people think you're funny, even looks like a bear. And you have lots of hair. I like you little Easter bunny."*

The Easter bunny began to smile and because he liked the poem very much, he filled my basket to the very top until it couldn't hold anymore. Then he left.

The next morning I was going to clean my yard. I looked in the basket and it was filled with Easter eggs and Easter candies. I took them into the house and ate some. Then I began to wonder how could the tiny Easter bunny have reached the basket? Maybe he took a ladder with him wherever he went. Or when he got to people's houses to give them sweets he just changed into a big bunny, then back to small again. If so, I wouldn't call him a tiny bunny. I would call him...the middle size bunny! That sounds like a good name for him.



Hey! Do you know what? Since he gave me something for Easter, I will buy a little package, decorate it, then put big, juicy carrots in it. I will hide it in the tall grass and wait to see if he will come.

As it got darker, I began to think the bunny wasn't going to come. Suddenly, I saw its tiny cottontail! Then it went up to the door and, just as I predicted, he changed into a middle size bunny. After he checked out the empty basket, he went into the tall grass, found the package, opened it, looked inside and there were the big, juicy carrots! I sat and watched him eat them all up, then he changed back into a tiny bunny and hurried home. I got up, took the empty basket off the door and went inside the house. I would always remember this Easter as a very special memory.

Source: The Collection: Poems, Stories, Essays, Plays  
NCFA 1994-1995, Education Department, Cayman Islands



# Fun Easter Activities

## EGG AND SPOON RACE

Try this good old-fashioned outdoor game after your Easter egg hunt is over! Egg and spoon races date back to the late 1800s. All you need are eggs (hard-boiled are the least messy) and metal or wooden spoons for each participant. Race individually or relay-style.

## JELLYBEAN GUESSING GAMES

Here's an easy indoor game for all ages! Simply fill a jar with jellybeans and ask each family member to guess how many candies there are. Winner (the closest without going over) takes all!




## READ CHILDREN'S EASTER BOOKS

Stock up on great children's books about Easter, gather the kids, and curl up with a good book.



## DECORATE AN EASTER EGG TREE

Decorate a tree (indoors or outside, depending on the weather) with plastic Easter eggs and any other spring decor (such as pastel ribbons or tissue paper flowers) for your holiday guests to admire.




Turn to the next page for instructions on how to make your own Easter basket!

# Easy Easter Basket

## Materials

- One large, round margarine/butter container (empty)
- Construction paper (at least two colours)
- Scissors
- Glue
- Stapler
- Easter basket grass
- Jellybeans, chocolate eggs, or other Easter candy



## Directions

- Cut a piece of construction paper into a rectangle that will be long enough to wrap around the outside of the margarine tub (approximately 4" x 10").
- Fold the rectangle in half (widthwise) in order to "weave" your basket.
- Draw a line (lengthwise) an inch from the top of the open edge of the paper (opposite the folded edge). This is your "stop cutting" line.
- Measure and mark lines an inch apart starting at the folded edge and ending at the "stop cutting" line.
- Cut along the lines you just drew, up to the "stop cutting" line. Then unfold the rectangle.
- Cut 10 four-inch strips of different colored construction paper (1/2" x 4").
- Weave the strips (from top to bottom) in and out of the cuts you made in the rectangle. To hold each strip in place, add a drop of glue at the top and bottom of each woven strip.
- Wrap the woven rectangle around the outside of the margarine tub, and glue it in place.
- Cut another strip of paper approximately 8 inches long (1-inch wide) for the basket's handle. Glue the handle over top of margarine tub.
- You can decorate your basket with artificial or construction paper flowers. Fill it with Easter grass, candies, and jellybeans.

